VISBODY - S30

UNLEASH YOUR
BETTER FUTURE

www.visbody.com

+852 4607 2716
hello@visbody.com

VISBODY

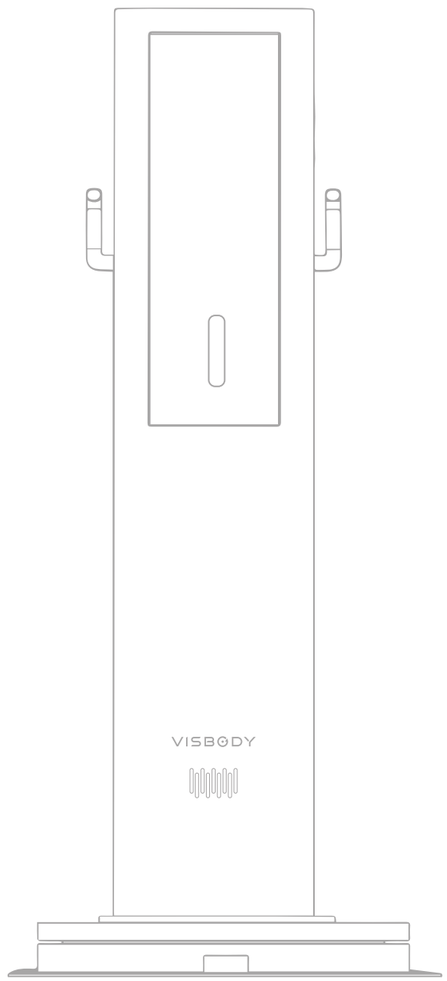

Unleash your better future

Why Visbody S30

Visbody S30 is a premium 3D body composition scanner that takes body analysis to the next level. It is specifically designed for medical, fitness, nutrition, body aesthetics, and spa applications. With the Visbody S30, users can experience a new level of body analysis and measurement that provides comprehensive data and insights for their health and wellness goals.

Its advanced technology allows for a detailed analysis of body composition, including muscle mass, body fat, bone density, and water content. The device is user-friendly, efficient, and accurate, making it an excellent tool for professionals in the health and wellness industry to provide personalized services and recommendations to their clients. With Visbody S30, you can optimize your body analysis and take the first step towards achieving your health and wellness goals.

- Upgrade to 4-Band Frequencies New
- 360° Real 3D Model
- 9 Automatic Measurements of Millimeter-level Body Circumference
- 9 Smart 3D Posture Assessments
- 14 Core Body Composition Analysis New
- 8 Control and Analysis Recommendations New
- 4 Shoulder Function Assessments
- Gesture and Posture Recognition
- Button, Touch Screen Operation Mode New
- 4 Body Circumferences Data New
- Turntable Automatic Rotation Measurement

Why Visbodytech

FDA CE FC RoHS ISO

170+ Patents

42+ Countries

8000+ Organizations

8M+ Users

Visbody is a groundbreaking 3D body scanner that combines IBS scanning and BIA analyzing technologies, making it the first of its kind in the world. This innovative hybrid scanner provides a comprehensive, 360-degree analysis of the body's posture, joint flexibility, and body composition, including muscle, fat, and water percentages. With its state-of-the-art technology, Visbody streamlines the evaluation process, saves time, and offers a better experience for customers. Its cloud-based storage and paperless operation make it a convenient choice for clinics and fitness centers. Visbody has revolutionized the way we approach body analysis and has set a new standard in the industry.

The high precision 3D avatar generated by Visbody accurately captures every movement and rotation of your body, allowing you to analyze your posture and form. With its advanced scanning technology, the Visbody scanner creates a virtual model of your body that can be rotated and viewed from any angle, giving you a comprehensive understanding of your body's mechanics. Whether you're a professional athlete, fitness enthusiast, or simply someone looking to improve their physical health, the Visbody scanner provides an unparalleled level of insight into your body's condition, helping you to achieve your goals and optimize your performance.

Body posture and circumference evaluation is essential in understanding an individual's physical state, as it can provide insights into their overall health and well-being. Posture assessment involves analyzing the alignment of different body parts, such as the head, shoulders, spine, and pelvis, to identify any deviations from the norm. On the other hand, circumference evaluation involves measuring the girth of different body parts, such as the waist, hips, and arms, to determine the distribution of body fat and muscle mass. By combining these two types of evaluations, professionals can gain a comprehensive understanding of an individual's physical condition and tailor their treatment plans accordingly. With Visbody's advanced 3D body scanning technology, both posture and circumference evaluations can be performed accurately and efficiently, providing individuals with a personalized approach to their health and wellness.

Visbodytech

Visbody is the first hybrid 3D Body Scanner combining In IBS Scanning and BIA Analyzing technologies in the world.

High precision 3D Avatar is generated with your amazing rotation just like that you are dancing comfortably.

Body posture and body circumference are evaluated, you will know your body better together with precise BIA result empowered by Visbody.

	VISBODY (3D BIA+BDA)			
BIA TECHNOLOGY	✓	✓	✗	✗
3D BODY MODELING	✓	✗	✓	✓
DETAILED BODY COMPOSITION ANALYSIS	✓	✓	✗	✓
SEGMENTAL LEAN & FAT ANALYSIS	✓	✓	✗	✗
BODY CIRCUMFERENCE MEASUREMENTS	✓	✗	✓	✓
SHOULDER FUNCTION	✓	✗	✗	✗
MUSCLE MASS HISTORY REPORT	✓	✗	✗	✗

Visbody-S 30 Product Core Function

World's 1st Body Scanner with IBS & BIA technologies capturing more than 50 types of data in more than 6 different categories.

3 Forms of physical examination reports, independent scoring of body composition and body posture.



Authentic 3D models with millimeter-level precision in 32 seconds. Includes 9 postural evaluations and 13 body circumference analyses.

Interact with the device in 3 different ways. Choose whichever you prefer.

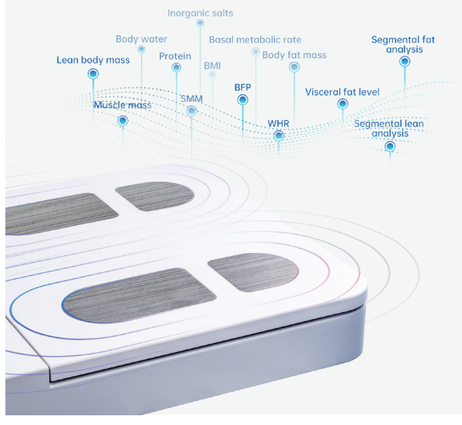

14 Core Body Composition Analysis, 8 Control and Analysis Recommendations, more comprehensive data.

4 Complete physical test result sheets with detailed analysis.

VISBODY

Body Composition Report

Scan the code and View the report

ID: 199****5678 Gender: Female

Height: 170cm Age: 26 Test Date/Time: Mar 25, 2023, 16:34

Score 82

Compared To The Last Score -2

Body Composition Overview

	Values	Body Fat Mass	Inorganic Salts	Protein
Weight lbs	72.7 [55.3~74.9]	5.8 [7.8~15.6]		
Lean Body Mass lbs	66.9 [49.8~60.9]		4.21 [3.38~4.14]	
Muscle Mass lbs	63.6 [47.0~57.4]			13.4 [9.8~12.0]
Body Water lbs	49.3 [36.9~44.8]			

Muscle-Fat Analysis

	Under	Normal	Over	Standard Range	Net
Weight lbs			72.7	[55.3~74.9]	↑0.4
SMM lbs			48.4	[31.4~38.9]	↑0.2
Body Fat Mass lbs	5.8			[8.7~17.4]	↑0.1

Obesity Analysis

	Under	Normal	Over	Standard Range	Net
BFP %			19.7	[10.0~20.0]	↑1.2
BMI kg/m²			24.6	[18.5~24.0]	↑0.2
WHR		0.84		[0.8~0.9]	↑0.1

	Under	Normal	Over	Standard Range	Net
Basal Metabolism Rate kcal/d			2686.9	[1537.1~1878.7]	↑29.8

	Normal	Over	Standard Range	Net
Visceral Fat Level	7.0		[1.0~10.0]	↑0.1

	Under	Normal	Over	Standard Range	Net
Intracellular Water lbs			31.0	[22.7~27.7]	↑0.6
Extracellular Water lbs			18.3	[13.9~17.0]	↑0.3

	Values	Obesity Assessment	Gold Standard	Net
Weight lbs	72.7	Normal	72.7	-4.4
Body Fat Mass lbs	5.8	Over	5.8	-5.3
Muscle Mass lbs	63.6	Less	63.6	+1.0

Body Composition History

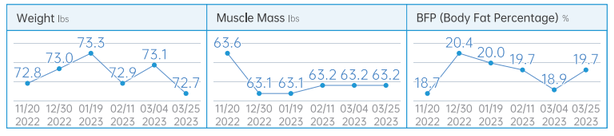

* Body composition score standard has been updated on X/5/2022.

Segmental Fat Analysis lbs

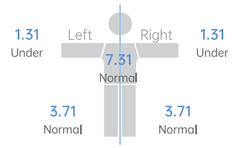

Segmental Lean Analysis lbs

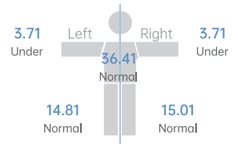

Weight: Weight is the sum of body water, protein, inorganic salt and body weight.

Lean Body Mass: Lean Body Mass is the total body weight without fat.

Muscle Mass: Soft lean mass is the lean body mass, which includes skeletal muscle, smooth muscle, and cardiac muscle.

Body Water: Most of the human body is water with an amount of 50%-70% of body weight. And body water is mainly in human cells and body fluids, most of which is in muscle cells.

Body Fat Mass: Body Fat mass is the sum of subcutaneous fat, visceral fat and muscle fat.

Inorganic Salts: The human body is composed of organic matter, inorganic matter and water. The inorganic matter here is inorganic salts which amounts to 5% of the body weight.

Protein: Protein is a solid substance with ammonia, which exists in all cells of the human body. It is the main component of muscle mass.

SMM (Skeletal Muscle Mass): Skeletal muscle mass, also known as striated muscle, is a type of muscle attached to bones. This data contains the amount of Skeletal Muscle.

BFP (Body Fat Percentage): BFP is a measurement of body composition telling how much of the body weight is fat.

BMI: BMI is mainly used to assess the appearance of obesity, and it is a common standard for measuring body fatness.

WHR (Waist-Hip Ratio): The ratio of waist to hip circumference, it is an important indicator for determining central obesity.

Basal Metabolism Rate: Basal Metabolism rate is the total energy consumed in a day when the body is at rest, not affected by exercise, physical objects, nervousness, external temperature changes, etc.

VISBODY

Posture Analysis Report

Scan the code and View the report

ID: 199****5678 Gender: Female

Height: 170cm Age: 26 Test Date/Time: Mar 25, 2023, 16:34

Score 67

Compared To The Last Score -5

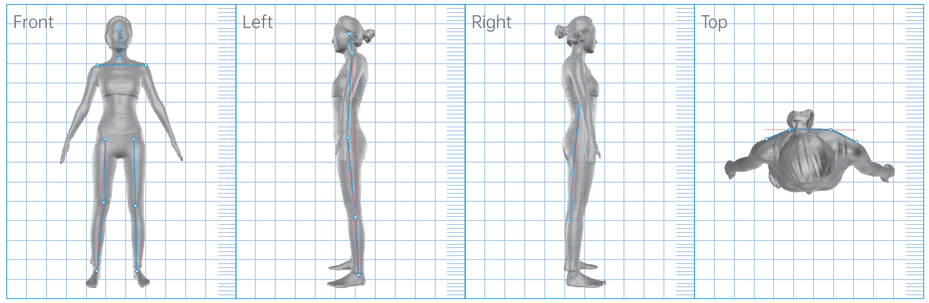

Posture Evaluation Overview

* To ensure the data's accuracy, please wear tight clothes

	Values	Evaluation Conclusion	Risk Warning
Forward Head Posture	20.0°	Possible Forward Head posture	Forward head may lead to pain and discomfort of neck and shoulders, even cervical degeneration and physiological curvature change if the symptom lasts for a long time.
Head Tilt	2.3°	Possible Head tilt (Left Side)	Head tilt may lead to unilateral neck discomfort, migraine and the numbness and weakness of the arms.
Rounded Shoulders Posture(left side)	20.0°	Possible Rounded Shoulders (Left Side)	Rounded shoulders posture may reduce the chest volume, restrict the diaphragm movement, affect the respiratory, cardiovascular systems and the absorption. It may lead to symptoms such as chest distress, dizziness and shortness of breath.
Rounded Shoulders Posture(right side)	20.0°	Possible Rounded Shoulders (Right Side)	
Uneven Shoulders	3.0cm	Possible Uneven Shoulders (Left High)	Uneven shoulders may lead to chronic pain of neck and shoulders, accompanied by the symptoms such as scoliosis, pelvic displacement and leg length discrepancy.
Anterior Pelvic Tilt/ Posterior Pelvic Tilt	174.5°	Possible Anterior Pelvic Tilt	Anterior pelvic tilt/posterior pelvic tilt may lead to lumbar muscle strain, organ ptosis and pelvic floor muscle weakness.
Left Knee Evaluation	187.0°	Normal	--
Right Knee Evaluation	184.8°	Normal	
Leg Type	Left leg: 183.6° Right leg: 183.0°	Normal	--

VISBODY

Body Circumference Report

Scan the code and View the report

ID: 199****5678 Gender: Female

Height: 170cm Age: 26 Test Date/Time: Mar 25, 2023, 16:34

Present Last

Positive

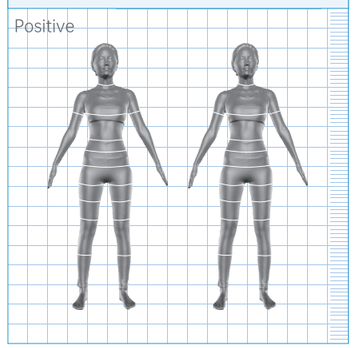

Present Last

Left profile

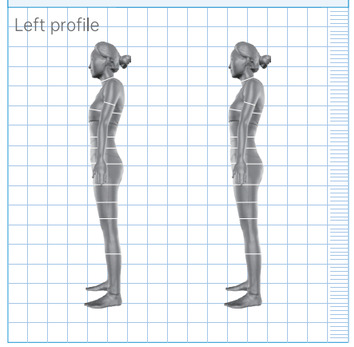

Present Last

Right profile

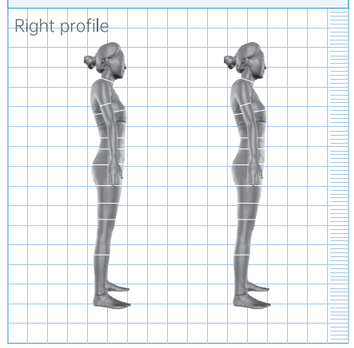

Body circumference data cm

Item	Present	Last	Net
Neck circumference	35.2	35.1	↑0.1
Left upper arm	36.2	36.1	↑0.1
Right upper arm	107.6	107.5	↑0.1
Bust	102.4	102.3	↑0.1
High waist	110.2	110.1	↑0.1
Mid waist	50.2	50.1	↑0.1
Hipline	102.4	102.3	↑0.1
Left thigh circumference	110.2	110.1	↑0.1
Minimum circumference of left thigh	51.2	51.1	↑0.1
Right thigh circumference	51.2	51.1	↑0.1
Minimum circumference of right thigh	38.4	38.3	↑0.1
Left calf circumference	38.9	38.8	↑0.1
Right calf circumference	38.9	38.8	↑0.1

VISBODY

Shoulder Function Report

Scan the code and View the report

ID: 199****5678 Gender: Female

Height: 170cm Age: 26 Test Date/Time: Mar 25, 2023, 16:34

Shoulder Function Assessment

	Item	Values	Standard Range	Evaluation Conclusion	Net
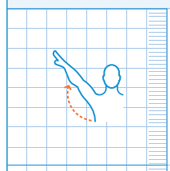	Abduction and upthrow - left hand	143.0°	[150.0°~180.0°]	Limited range of motion	↑0°
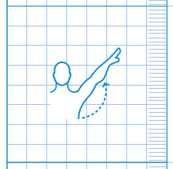	Abduction and upthrow - right hand	177.0°	[150.0°~180.0°]	Normal	↑5.0°
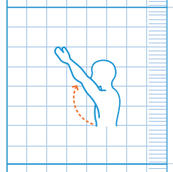	Anteflexion and upthrow - left hand	117.0°	[120.0°~180.0°]	Limited range of motion	↑0°
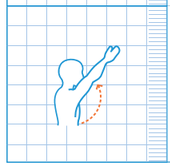	Anteflexion and upthrow - right hand	117.6.0°	[120.0°~180.0°]	Limited range of motion	↓10.0°

Shoulder Function Assessment Result

Abduction and upthrow - left hand、Anteflexion and upthrow - left hand 、Anteflexion and upthrow - right hand Range of motion of the shoulder joint is restricted.

Analysis: The motion of the shoulder joint is restricted is mostly caused by nervous muscles, insufficient range of motion of clavicle and scapula, and neck scapula not in the neutral position. It may influence the normal motion mode (leading to sports injury) and related pathological problems (Such as scapulohumeral periarthritis, hunchback, aching cervical vertebra). Long-term neglect may lead to various shoulder joint diseases .

Suggestion: Please invite professionals to further seek for concrete reasons.

Product Parameters

Black White

Product Color:	Black / White
Floor Space:	685.3 x 400mm (Central Column), 1830*680mm (With Floor Mat)
Power Supply:	220V/50Hz
Working Temperature:	10℃~ 40℃
Height Range:	200cm
Shoulder Function Height Range:	Function Height Range: 192cm
Sensor:	3D Depth Vision Sensor
Weight Range:	250kg
Turntable Weight Range:	180KG
Dimensions (pictured):	(1) Column: 1681mm(H) x 400mm(W) x 685.3mm(T) (2) Turntable: height 74mm, diameter 600mm (unique) (3) Floor Mat: 1830mm(L), 680mm(W)
Equipment Net Weight: Central Column:	45.5kg
Turntable:	10kg
Report Type:	Support A4 Paper Report Printing / Mobile Terminal H5 / Back End Management System Viewing
Data Storage:	Automatically Store All Data Reports / Support Remote Data Reports Viewing / Support Data History Report Viewing and Backup Storage



Screen Size	18.5 inches	
Screen Brightness	500	
Depth Camera	High-performance single camera	
Interactive Mode	Touch Screen Button Function	Gesture / Posture Recognition Code Scanning New
Measurement Frequencies	5KHz 50KHz	250KHz 500KHz New
Body Composition	Body Weight Lean Body Mass Muscle Mass Body Fat Skeletal Muscle Content Protein, Inorganic Salts Total Body Water	Waist-to-Hip Ratio Basal Metabolism Body Mass Index (BMI) Body Fat Percentage Intracellular Fluid New Extracellular Fluid New
Body Circumference	Neck circumference New Left upper arm Right upper arm Bust New High waist New Mid waist New Hipline	Left thigh circumference Minimum circumference of left thigh New Right thigh circumference Minimum circumference of right thigh New Left calf circumference Right calf circumference
Postural Assessment	Head Forward Head Tilt High and Low Shoulders Left Rounded Shoulders	Right Rounded Shoulders Pelvic Forward / Backward Shift Left Knee Assessment (Hyperextension / Flexion)
Shoulder Function Assessment	Left Shoulder Abduction and Lift Right Shoulder Abduction and Lift	Left Shoulder Flexion and Lift Right Shoulder Flexion and Lift

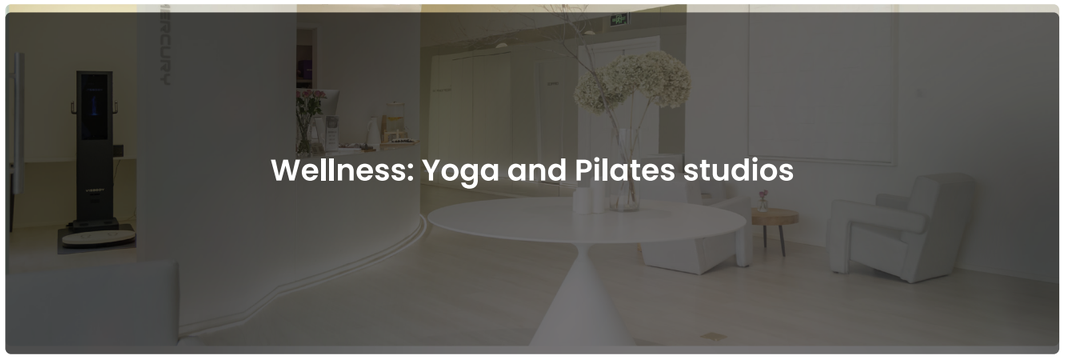

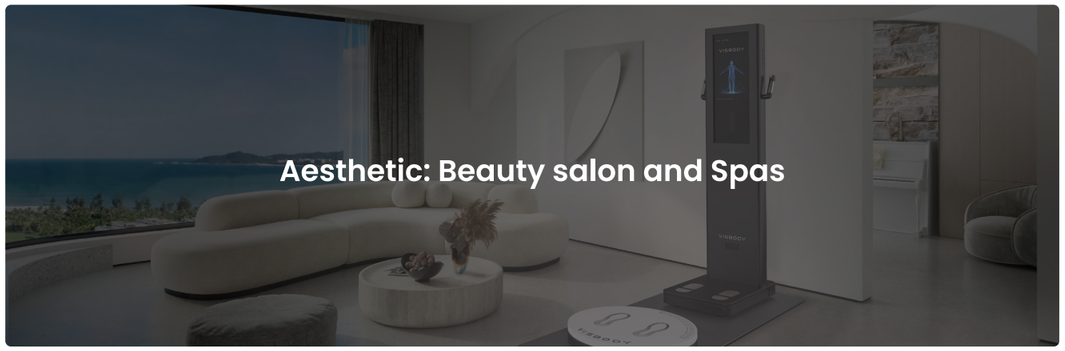

About Visbody

Visbody Tech is a leading technology company that specializes in dynamic 3D body reconstruction technology. Our self-developed technology matrix enables us to provide professional, precise, and intelligent body assessment and measurement products to customers in the sports and health industry. Our products are able to measure and analyze all dimensions of body composition, posture, joint flexibility, and more, in an intelligent and fully dimensional way. Founded in 2014, Visbody Tech is led by a team of highly experienced and dedicated AI engineers and sports science experts. Our founders and core team members have a wealth of experience in their respective fields and are passionate about using technology to improve the way we understand the human body. Our team is dedicated to continuously researching and developing new and advanced products that meet the needs of our customers. Visbody Tech is proud to have a portfolio of over 170 patents, demonstrating our commitment to innovation and excellence in the field of dynamic 3D body reconstruction technology. Our proprietary technology allows us to provide professional, precise, and intelligent body assessment and measurement products to our customers in the health and fitness industry. Our patents not only protect our technology but also provide value to our customers by ensuring they are using state-of-the-art solutions for their needs. Our mission is to redefine the way we understand the human body with technology. Our products are currently available in over 42 countries and have been adopted by over 8,000 institutions, serving over 8 million users worldwide. We are proud to have received FDA certification in the United States, which is a testament to the quality and effectiveness of our products. At Visbody Tech, we understand the importance of trust in our customers and that is why we are committed to providing accurate, reliable, and precise data. Our team of experts is dedicated to providing the highest level of service and support to our customers. Our goal is to empower individuals to take control of their health and fitness by providing them with the information they need to make informed decisions about their bodies.

2009
Founding team started 3D body digitization research.

2014
Visbody Intelligent Technology Co., Ltd. Was Established.

2015

First instant scanner prototype development Finished.

2016

Second-gen body scanner prototype developed.

2017

First 3D intelligent body measuring instrument released.

2019

Visbody named to IHRSA ASIA's list of top fitness industry brands.
Visbody-R Released.

2020

Visbody named Top 3 in World AI Conference for Medical Industry.
Visbody-R Explorer Released.

2021
More than 30 distributors and 20 dealers worldwide.
Named to FIBO Best Product and FunctionInnovation Award.

2022

Visbody S 30 Released;
FDA Approved.